













## ***IJSR-4000 JM03G*** ***(UL Name: IJSR-4000AA)***

### **INKJET SOLDER MASK**

-  **Application by inkjet**
-  **Available in a Green Finish**
-  **Excellent adhesion to laminate and copper**
-  **Dual Cure System**
-  **Tack Free after printing**
-  **RoHS Compliant**
-  **Meets NASA Outgassing Requirements**
-  **Compatible with Lead-Free Processing**
-  **Excellent Printing Quality**
-  **Fine Resolution Capabilities**
-  **Withstands ENIG & Immersion Tin**
-  **Low Odor**

## ***PROCESSING PARAMETERS FOR IJSR-4000 JM03G***

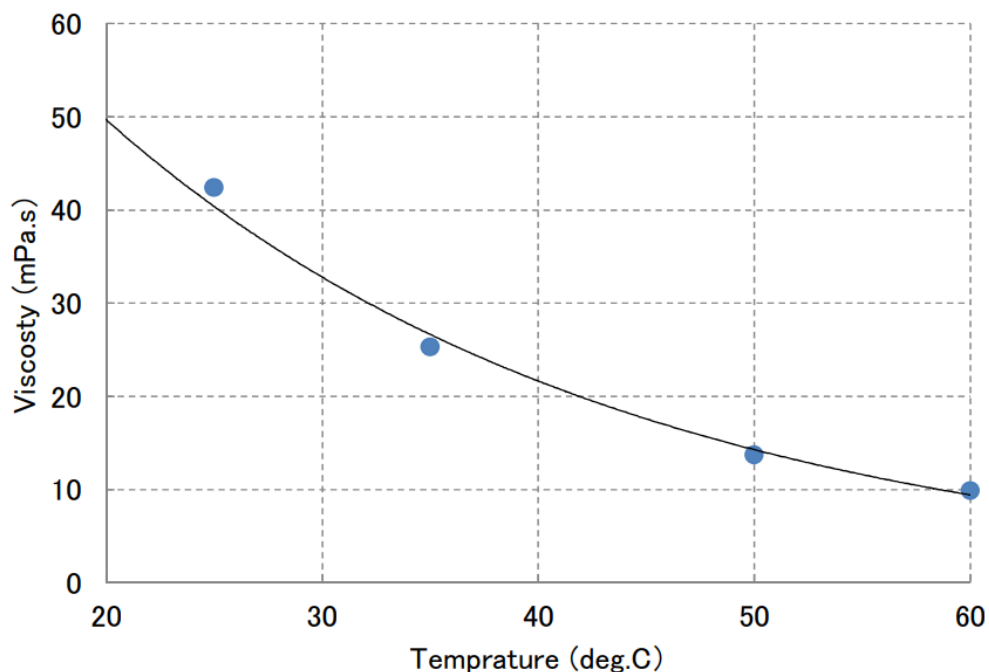
**IJSR-4000 JM03G** is a single component solder mask product for inkjet application. The product is designed to be used on inkjet equipment. It has good adhesion to laminate and copper and good resistance to alternate metal finishes such as ENIG and Immersion Tin while maintaining fine features. All Taiyo America products comply with the Directive 2002/95/EC of the European Parliament and of the Council of 27 January 2003 on the Restriction of the use of certain Hazardous Substances (RoHS) in electrical and electronic equipment.

### **IJSR-4000 JM03G SPECIFICATIONS:**

#### **IJSR-4000 JM03G**

Color:	Green
Viscosity @ 25°C:	36.0 ± 5.0 mPa • s
Specific Gravity:	1.1 ± 0.1
Surface tension:	35.0 ± 2.0 mN/m
Particle size:	< 1µm
Solvent:	None
Cleaning solution:	IJPR-1000 CL03

### **VISCOSITY CURE**



## ***PROCESSING PARAMETERS FOR IJSR-4000 JM03G***

---

**PRE-CLEANING** Prior to solder mask application, the printed circuit board surface needs to be cleaned. Various cleaning methods include Pumice, Aluminum Oxide, Mechanical Brush, and Chemical Clean. All these methods will provide a clean surface of the printed circuit board. For inkjet, we recommend a slightly rough surface to prevent bleeding of the solder mask. For micro etch, we recommend an etch of 1 um.

Prior to inkjetting, the **IJSR-4000 JM03G** onto the printed circuit board, a pre-treatment of the surface needs to be performed for optimal printing performance. Taiyo America recommends that the contact angle on the copper and laminate be more than 40°.

---

**INKJET PRINTING** Method/Equipment: Piezo inkjet printer

- Inkjet viscosity during printing: 10 – 15 mPa • s
- On-head UV lamp (365nm LED): 800 - 1700 mJ/cm<sup>2</sup>

---

### **THERMAL CURE**

**IJSR-4000 JM03G** requires a thermal cure to insure optimal final property performance. Thermal curing can be done in a batch oven or conveyORIZED oven.

- Temperature: 300°F (149°C)
  - Time at Temperature: 60 minutes
- 

### **UV CURE (OPTIONAL)**

A UV cure is recommended to increase surface hardness for **IJSR-4000 JM03G**.

- UV cure of 2 -3 J/cm<sup>2</sup> is recommended
- 

***For Process Optimization please contact your local Taiyo America Representative***

---

Taiyo America, Inc. (TAIYO) warrants its products to be free from defects in materials and workmanship for the specified warranty period (**IJSR-4000 JM03G Warranty period is 6 Months**) provided the customer has, at all times, stored the ink at a temperature of 68°F or less. TAIYO accepts no responsibility or liability for damages, whether direct, indirect, or consequential, resulting from failure in the performance of its products. If a TAIYO product is found to be defective in material or workmanship, its liability is limited to the purchase price of the product found to be defective. TAIYO MAKES NO OTHER WARRANTY, EXPRESS OR IMPLIED, AND MAKES NO WARRANTY OF MERCHANTABILITY OR OF FITNESS FOR ANY PARTICULAR PURPOSE. TAIYO'S obligation under this warranty shall not include any transportation charges or costs of installation or any liability for direct, indirect, or consequential damages or delay. If requested by TAIYO, products for which a warranty claim is made are to be returned transportation prepaid to TAIYO'S factory. Any improper use or any alteration of TAIYO'S product by the customer, as in TAIYO'S judgment affects the product materially and adversely, shall void this limited warranty.

# TECHNICAL DATA SHEET



## FINAL PROPERTIES FOR IJSR-4000 JM03G

### IPC-SM-840E, Class H & T, Solder Mask Vendor Testing Requirements

TEST	SM-840 PARAGRAP H	REQUIREMENT	RESULT
Visual	3.3.1	Uniform in Appearance	Pass
Curing	3.2.5.1	Ref: 3.6.1.1, 3.7.1 and 3.7.2	Pass
Non-Nutrient	3.2.6	Does not contribute to biological growth	Pass
Pencil Hardness	3.5.1	Minimum "F"	Pass – 3H
Adhesion	3.5.2.1	Rigid – Cu, Ni, FR-4	Pass
Adhesion	3.5.2.6	Doubled Layered Solder Mask	Pass
Machinability	3.5.3	No Cracking or Tearing	Pass
Resistance to Solvents and Cleaning Agents	3.6.1.1	Table 3 Solvents	Pass
Hydrolytic Stability and Aging	3.6.2	No Change after 28 days of 95-99°C and 90-98% RH	Pass
Solderability	3.7.1	No Adverse Effect J-STD-003	Pass
Resistance to Solder	3.7.2	No Solder Sticking	Pass
Resistance to Solder	3.7.3	No Solder Sticking	Pass
Simulation of Lead Free Reflow	3.7.3.1	No Solder Sticking	Pass
Dielectric Strength	3.8.1	500 VDC / mil Minimum	Pass – 8200 V/mil
Thermal Shock	3.9.3	No Blistering, Cracking or De-lamination	Pass

### Specific Class "H" Requirements

TEST	SM-840 PARAGRAP H	REQUIREMENT	RESULT	
Flammability	3.6.3.1	UL 94V-0	Pass – File #E166421	
Insulation Resistance Before Soldering	3.8.2	5 x 10 <sup>8</sup> ohms minimum	Pass (1.93 x 10 <sup>11</sup> ohms)	
After Soldering		5 x 10 <sup>8</sup> ohms minimum	Pass (2.76 x 10 <sup>12</sup> ohms)	
Moisture & Insulation Resistance	3.9.1	Before Soldering–In Chamber	5 x 10 <sup>8</sup> ohms minimum	Pass (7.38 x 10 <sup>12</sup> ohms)
Before Soldering–Out of Chamber		5 x 10 <sup>8</sup> ohms minimum	Pass (1.57 x 10 <sup>12</sup> ohms)	
After Soldering–In Chamber		5 x 10 <sup>8</sup> ohms minimum	Pass (3.79 x 10 <sup>12</sup> ohms)	
After Soldering–Out of Chamber		5 x 10 <sup>8</sup> ohms minimum	Pass (1.58 x 10 <sup>13</sup> ohms)	
Electrochemical Migration	3.9.2	>2.0 x 10 <sup>6</sup> ohms, no dendritic growth	Pass (4.92 x 10 <sup>12</sup> ohms)	

### Specific Class "T" Requirements

TEST	SM-840 PARAGRAP H	REQUIREMENT	RESULT
Flammability	3.6.3.2	Bellcore O <sub>2</sub> Index – 28 minimum	Pass
Insulation Resistance Before Soldering	3.8.2	5 x 10 <sup>8</sup> ohms minimum	Pass (8.83 x 10 <sup>11</sup> ohms)
After Soldering		5 x 10 <sup>8</sup> ohms minimum	Pass (4.86 x 10 <sup>9</sup> ohms)

# TECHNICAL DATA SHEET



## ***FINAL PROPERTIES FOR IJSR-4000 JM03G***

### Specific Class “T” Requirements

TEST	SM-840 PARAGRAP H	REQUIREMENT	RESULT
Moisture & Insulation Resistance Before Soldering–In Chamber Before Soldering–Out of Chamber After Soldering-In Chamber After Soldering-Out of Chamber	3.9.1	5 x 10 <sup>8</sup> ohms minimum 5 x 10 <sup>8</sup> ohms minimum 5 x 10 <sup>8</sup> ohms minimum 5 x 10 <sup>8</sup> ohms minimum	Pass (6.70 x 10 <sup>13</sup> ohms) Pass (2.07 x 10 <sup>12</sup> ohms) Pass (1.78 x 10 <sup>13</sup> ohms) Pass (6.98 x 10 <sup>12</sup> ohms)
Electrochemical Migration	3.9.2	< 1 decade drop, no dendritic growth	Pass

### Additional Tests / Results

TEST	REQUIREMENT	RESULT
Solder Heat Resistance	Solder float test: Rosin Flux 300°C/30sec., 1 cycle	Pass
Solvent Resistance	PGM-AC dipping, temp 20°C. / 20 min, Tape peeling test	Pass
Acid Resistance	10 vol% H <sub>2</sub> SO <sub>4</sub> , temp 20°C. / 20 min, Tape peeling test	Pass
Alkaline Resistance	10 wt% NaOH, temp 20°C. / 20 min, Tape peeling test	Pass
Electroless Ni/Au	TAIYO Internal Test Method Ni: 3 microns, Au: 0.03 microns	Pass
Outgassing	ASTM E595 %RML = %TML - WVR <1.0% %CVCM <0.10%	Pass %RML = 0.47% %CVCM = 0.10%